FEMALE HEADER 2.00mm

Female Header 2.0mm 2 Row H=4.3 Dual Entry

TOPTEK®
HARDWARE ELECTRONIC COMPONENTS
www.toptek-co.com

lead-free
RoHS 2002/95/EC

Specifications

Current Rate: 2 AMP | Insulation Resistance: 1000MΩ | Min. Contact Resistance: 20mΩ |
Max.Dielectric Voltage: 500V AC for one minute | Operation Temperature:-40°C to +105°C

Material

Insulator:Polyester, UL 94V-0 | Standard:PBT or nylon 6T | Terminal: Copper Alloy | Plating: Gold Plated



ORDER INFORMATION

P S 2 S 4 3 B - 2 X X X N X X W U X

- **No.of Pins Pr Row**: 2x40
- **Insulator Material Option**: C= BK-PA6T; E= BK-PA9T; F= BK-LCP
- **Contact Plating**: G0= Gold Flash; G2= 5U" Gold; G3= 10U" Gold; G4= 15U" Gold; G5= 30U" Gold; S0= Gold Flash/Tin; SN= Tin
- **Packing**: T= Tube; R= Reel+Cap

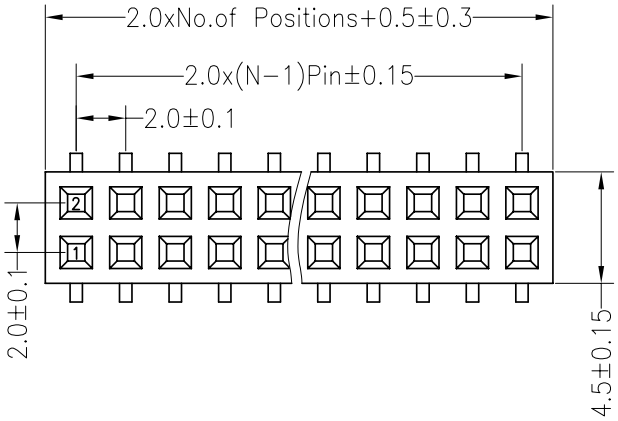
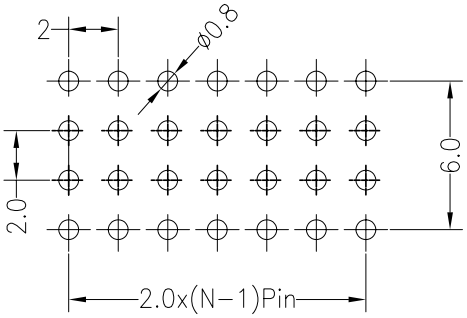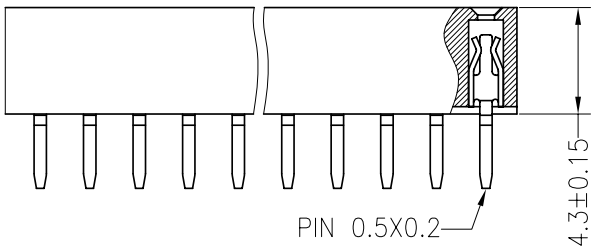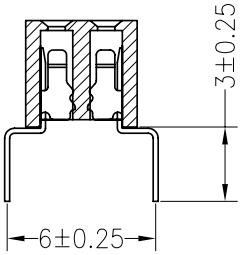
Recommended P.C.B Layout(Top Side)
(PCB BOARD TOLERANCE±0.05)