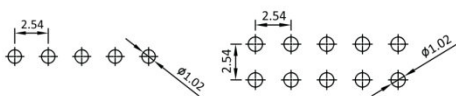
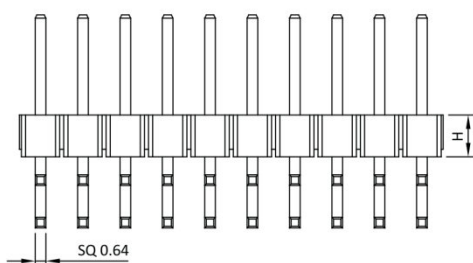
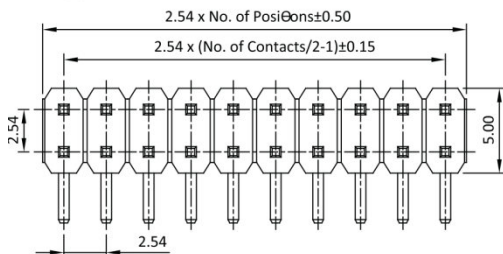
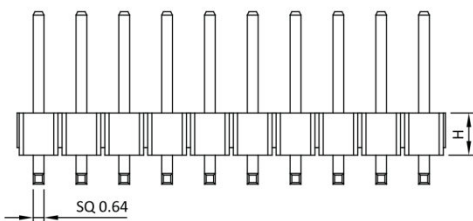
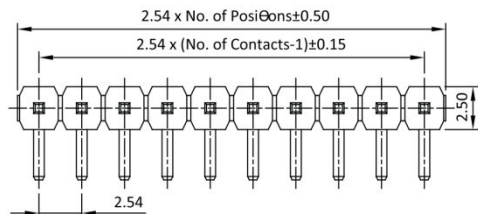


CONNECTOR MANUFACTURERS

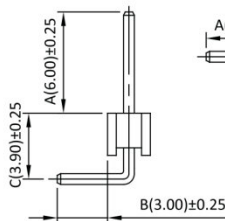

TOPTEK®
HARDWARE ELECTRONIC MANUFACTURER

www.toptek-co.com

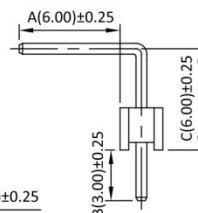
Pin Header 2.54mm 1 & 2 Row H=1.5/1.7/2.5mm Right Angle Type



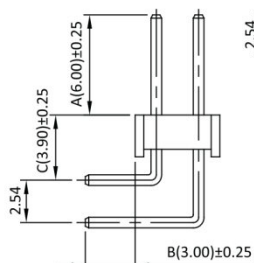

Recommended PCB Layout
(PCB TOLERANCE ±0.05)



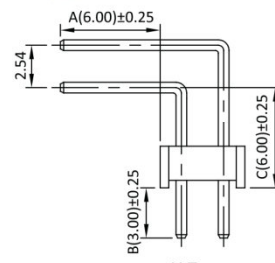
D Type



U Type



D Type



U Type

Standard Dimensions

Dimensions		
A	B	C
3.50	3.30	3.90
6.00	3.00	3.90
9.90	3.30	3.90

Part No.:PH1RD/U15/17/25-1/2XX-L/U

Specifications

Current Rate:3 AMP
Insulation Resistance:1000MΩ Min.
Contact Resistance:20mΩ Max.
Dielectric Voltage:1000V AC for one minute
Operation Temperature:-40°C to +105°C

Material

Insulator:Hi-Temp. Thermoplastic, UL 94V-0
Terminal:Copper Alloy
Plating:Gold Plated

ORDER INFORMATION

P H 1 X X X - X X X B A/B/C A/B/C/D - X

RU:R/A U Type RD:R/A D Type DR:Stack R/A Type RDD:Stack R/A Type	Plastic Height 15:H=1.5mm 17:H=1.7mm 25:H=2.5mm	1:Single Row 2:Dual Row	G:Gold Flash GA:Gold 5u" GB:Gold 10u" GC:Gold 20u" GD:Gold 30u" T:Tin Plated TE:Tin 200u"	S:Selective SA:Selective 5u" SB:Selective 10u" SC:Selective 20u" SD:Selective 30u"	B:Black insulator	Fill in Dimension For Special Design (A/B/C/D for PH1DR only)	L:RoHS + P.B.T U:RoHS + Hi-Temp. (H=1.5/1.7mm for U only)
---	--	----------------------------	---	--	-------------------	--	---

No. of Contact Per Row
H=1.5/1.7 (02~40)
H=2.5 (02~50) for PH1R

Standard Recommend

2 * 42

Pin-Female Header 2.54 mm

P

RoHS

RoHS