FPC/FFC 0.5mm ZIF SMT Type Side Entry

SPECIFICATION
Current Rate:0.4 AMP
Insulation Resistance:500MΩ Min.
Contact Resistance:20mΩ Max.
Dielectric Voltage:100V AC for one minute
Operation Temperature:-55°C to +85°C

MATERIAL
Insulator:Polyester,UL 94V-0
◎Standard:LCP
Contact Pin:Copper Alloy
Contact Plating:Gold Flash all over

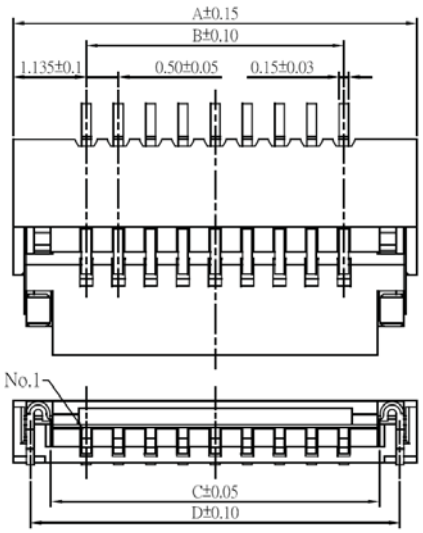

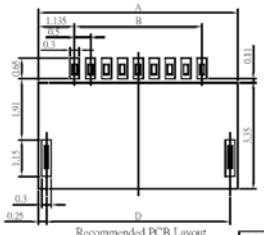

Recommended PCB Layout
(PCB TOLERANCE ±0.05)

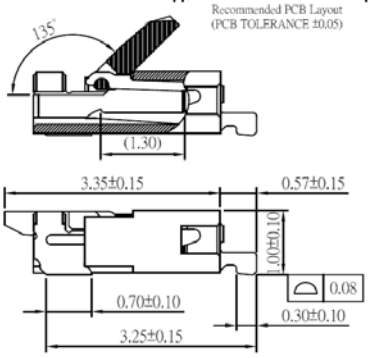



No. of Contacts	Dimensions A	B	C	D	No. of Contacts	Dimensions A	B	C	D
04	3.77	1.50	2.60	3.27	28	15.77	13.50	14.60	15.27
05	4.27	2.00	3.10	3.77	29	16.27	14.00	15.10	15.77
06	4.77	2.50	3.60	4.27	30	16.77	14.50	15.60	16.27
07	5.27	3.00	4.10	4.77	31	17.27	15.00	16.10	16.77
08	5.77	3.50	4.60	5.27	32	17.77	15.50	16.60	17.27
09	6.27	4.00	5.10	5.77	33	18.27	16.00	17.10	17.77
10	6.77	4.50	5.60	6.27	34	18.77	16.50	17.60	18.27
11	7.27	5.00	6.10	6.77	35	19.27	17.00	18.10	18.77
12	7.77	5.50	6.60	7.27	36	19.77	17.50	18.60	19.27
13	8.27	6.00	7.10	7.77	37	20.27	18.00	19.10	19.77
14	8.77	6.50	7.60	8.27	38	20.77	18.50	19.60	20.27
15	9.27	7.00	8.10	8.77	39	21.27	19.00	20.10	20.77
16	9.77	7.50	8.60	9.27	40	21.77	19.50	20.60	21.27
17	10.27	8.00	9.10	9.77	41	22.27	20.00	21.10	21.77
18	10.77	8.50	9.60	10.27	42	22.77	20.50	21.60	22.27
19	11.27	9.00	10.10	10.77	43	23.27	21.00	22.10	22.77
20	11.77	9.50	10.60	11.27	44	23.77	21.50	22.60	23.27
21	12.27	10.00	11.10	11.77	45	24.27	22.00	23.10	23.77
22	12.77	10.50	11.60	12.27	46	24.77	22.50	23.60	24.27
23	13.27	11.00	12.10	12.77	47	25.27	23.00	24.10	24.77
24	13.77	11.50	12.60	13.27	48	25.77	23.50	24.60	25.27
25	14.27	12.00	13.10	13.77	49	26.27	24.00	25.10	25.77
26	14.77	12.50	13.60	14.27	50	26.77	24.50	25.60	26.27
27	15.27	13.00	14.10	14.77					

Part No.:FPC4AMR1B-XX-U

FPC/FFC 0.5mm ZIF Slim SMT Type Side Entry

SPECIFICATION
Current Rate:0.4 AMP
Insulation Resistance:500MΩ Min.
Contact Resistance:20mΩ Max.
Dielectric Voltage:100V AC for one minute
Operation Temperature:-20°C to +85°C

MATERIAL
Insulator:Polyester,UL 94V-0
◎Standard:Nylon 46
Contact Pin:Copper Alloy
Contact Plated:Tin Plated

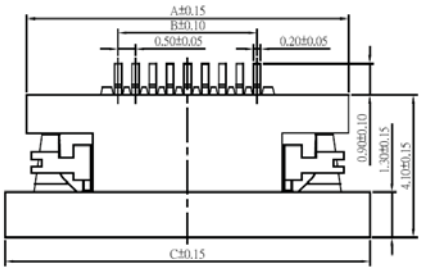

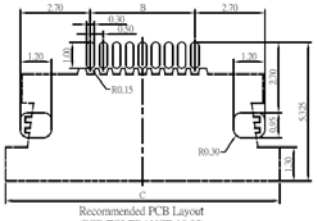

Recommended PCB Layout
(PCB TOLERANCE ±0.05)

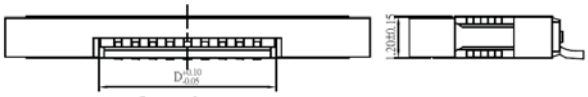

Bottom Contact

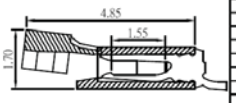

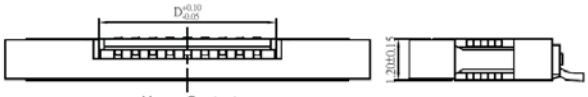

Upper Contact

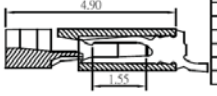



No. of Contacts	Dimensions A	B	C	D	No. of Contacts	Dimensions A	B	C	D
04	6.75	1.50	8.00	2.60	28	18.75	13.50	20.00	14.60
05	7.25	2.00	8.50	3.10	29	19.25	14.00	20.50	15.10
06	7.75	2.50	9.00	3.60	30	19.75	14.50	21.00	15.60
07	8.25	3.00	9.50	4.10	31	20.25	15.00	21.50	16.10
08	8.75	3.50	10.00	4.60	32	20.75	15.50	22.00	16.60
09	9.25	4.00	10.50	5.10	33	21.25	16.00	22.50	17.10
10	9.75	4.50	11.00	5.60	34	21.75	16.50	23.00	17.60
11	10.25	5.00	11.50	6.10	35	22.25	17.00	23.50	18.10
12	10.75	5.50	12.00	6.60	36	22.75	17.50	24.00	18.60
13	11.25	6.00	12.50	7.10	37	23.25	18.00	24.50	19.10
14	11.75	6.50	13.00	7.60	38	23.75	18.50	25.00	19.60
15	12.25	7.00	13.50	8.10	39	24.25	19.00	25.50	20.10
16	12.75	7.50	14.00	8.60	40	24.75	19.50	26.00	20.60
17	13.25	8.00	14.50	9.10	41	25.25	20.00	26.50	21.10
18	13.75	8.50	15.00	9.60	42	25.75	20.50	27.00	21.60
19	14.25	9.00	15.50	10.10	43	26.25	21.00	27.50	22.10
20	14.75	9.50	16.00	10.60	44	26.75	21.50	28.00	22.60
21	15.25	10.00	16.50	11.10	45	27.25	22.00	28.50	23.10
22	15.75	10.50	17.00	11.60	46	27.75	22.50	29.00	23.60
23	16.25	11.00	17.50	12.10	47	28.25	23.00	29.50	24.10
24	16.75	11.50	18.00	12.60	48	28.75	23.50	30.00	24.60
25	17.25	12.00	18.50	13.10	49	29.25	24.00	30.50	25.10
26	17.75	12.50	19.00	13.60	50	29.75	24.50	31.00	25.60
27	18.25	13.00	19.50	14.10					

Part No.:FPC4AMRT1-XX-U

ORDER INFORMATION

F P C 4 A M R 1 B

F P C 4 A M R T 1 - X X X N X X - U

- XX: No. of Contacts
- X: T:Tin Plated (For FPC4AMRT1 Only); G:Gold Plated (For FPC4AMR1B Only)
- N: ◎N:Ivory Insulator
- X: B:Bottom Contact; U:Upper Contact (For FPC4AMRT1 Only)
- X: T:Tube; R:Tape & Reel; FPC4AMRT1:T,R; FPC4AMR1B:R only
- U: U:RoHS + Nylon 46 (For FPC4AMRT1 Only); U:RoHS + LCP (For FPC4AMR1B Only)

◎:Standard Recommended