

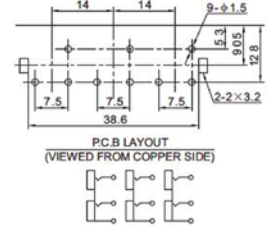
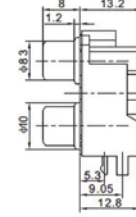
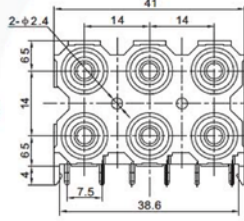
CONNECTOR MANUFACTURERS



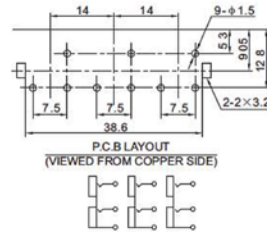
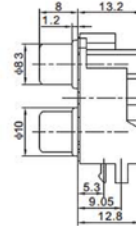
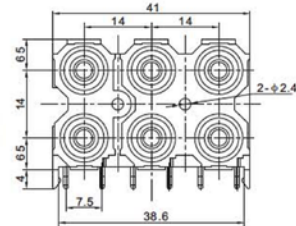
Contact Resistance: $\leq 0.03 \Omega$
 Insulation Resistance: $\geq 100M \Omega$
 Withstand Voltage: 500V, AC/minute
 Temperature Range: $-25^{\circ}C \sim +70^{\circ}C$

Rated Load: 30V DC 0.3A
 Insertion and Extraction Force: 3N ~ 30N
 Terminal Strength: $\geq 20N$
 Life: ≥ 5000 Cycles

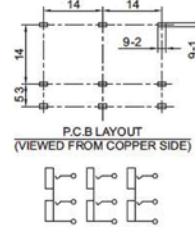
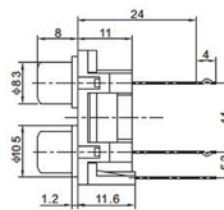
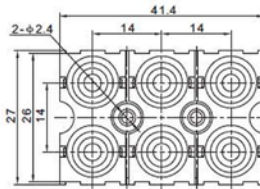
R-625A



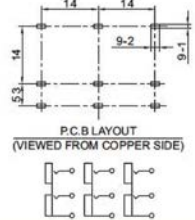
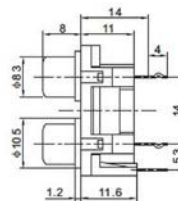
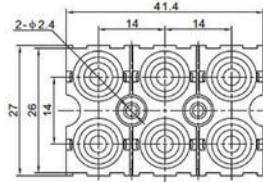
R-625B



R-628H



R-629H



R-629HA

