

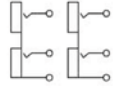
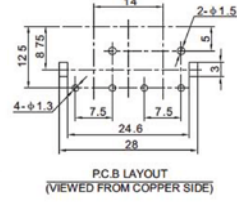
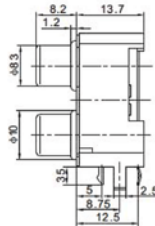
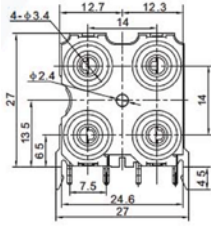
CONNECTOR MANUFACTURERS



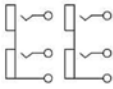
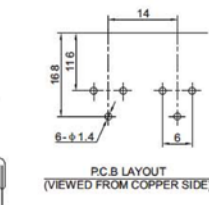
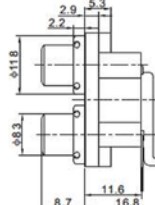
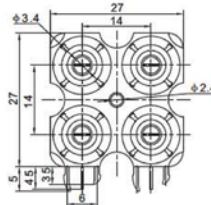
Contact Resistance: $\leq 0.03 \Omega$
 Insulation Resistance: $\geq 100M \Omega$
 Withstand Voltage: 500V, AC/minute
 Temperature Range: $-25^{\circ}\text{C} \sim +70^{\circ}\text{C}$

Rated Load: 30V DC 0.3A
 Insertion and Extraction Force: 3N ~ 30N
 Terminal Strength: $\geq 20\text{N}$
 Life: ≥ 5000 Cycles

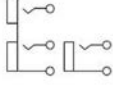
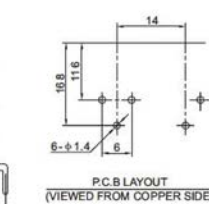
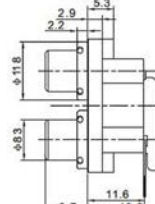
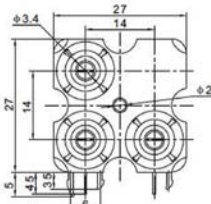
R-426A



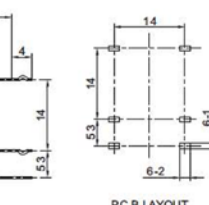
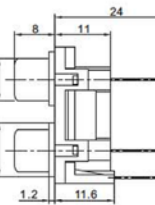
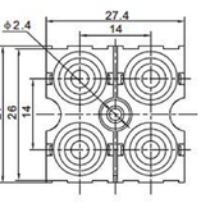
R-427A



R-427A-A



R-428H



R-428HA

